



**ON-SITE COMMANDER/  
COORDINATOR PROCEDURES-  
SASK OILSPILL**

Creator: Sask Oilspill Executive  
Custodian: Oilspill Technician

\_\_\_\_\_ Team Captain

\_\_\_\_\_ DATE

ITEM	NOTES
<p><b><u>DRY LAND/WATER DEMONSTRATION</u></b></p>	
<p>MEET with training steering committee at spill site and discuss exercise details and procedures to be used for training exercise.</p> <p>SET up hot and cold zones for training.</p>	



**ON-SITE COMMANDER/  
COORDINATOR PROCEDURES-  
SASK OILSPILL**

Creator: Sask Oilspill Executive  
Custodian: Oilspill Technician


ITEM	NOTES
<p>REVIEW procedures with captains. - arrange teams for dry land exercise.</p>	
<p>REVIEW safety procedures with safety co-ordinator.</p>	
<p>ANNOUNCE the captains and teams and relay the details of the exercise to the captains and teams.</p>	
<p>Co-ordinator will be responsible for explaining each step of the dry land exercise.</p> 	

**ON-SITE COMMANDER/  
COORDINATOR PROCEDURES-  
SASK OILSPILL**

Creator: Sask Oilspill Executive  
Custodian: Oilspill Technician

ITEM	NOTES
	
INTRODUCE the safety co-ordinator...	... safety co-ordinator expresses the importance of safety first.
INTRODUCTION and PURPOSE of the Lake Boats and Motors	... Captain/team of the Lake Boats and Motors will remove the equipment from trailer and demonstrate how to set up.
INTRODUCTION and PURPOSE of the Lake Booms...	...Captain/team of the Lake Booms will remove the equipment from trailer and demonstrate how to set up.
INTRODUCTION and PURPOSE of the SKIMMER AND PUMPS...	...Captain/team of the Skimmer and Pumps will remove the equipment from the trailer and demonstrate how to set up.
INTRODUCTION and PURPOSE of the Pipeline...	...Captain/team of the Pipeline will remove the equipment from the trailer and demonstrate how to set up.

<b>CHECKLIST</b>	<b>DATE LAST REVISED: 16-May-13</b>
<b>ON-SITE COMMANDER/ COORDINATOR PROCEDURES- SASK OILSPILL</b>	Creator: Sask Oilspill Executive Custodian: Oilspill Technician

ITEM	NOTES
<b><u>WATER TRAINING EXERCISE:</u></b>	
REVIEW water exercise details and procedures.	
KICK off the training exercise.	<i>... exercise to continue until numerous people have tried the boats while pulling the booms.</i>
<b><u>CLEAN UP</u></b>	



**ON-SITE COMMANDER/  
COORDINATOR PROCEDURES-  
SASK OILSPILL**

Creator: Sask Oilspill Executive  
Custodian: Oilspill Technician

ITEM	NOTES
	
<p>RETURN equipment back to trailer one piece of equipment at a time starting with...</p>	<p>...pipeline, skimmer and pumps, lake booms and boats and motors.</p>

<b>CHECKLIST</b>	<b>DATE LAST REVISED: 16-May-13</b>
<b>ON-SITE COMMANDER/ COORDINATOR PROCEDURES- SASK OILSPILL</b>	Creator: Sask Oilspill Executive Custodian: Oilspill Technician

ITEM	NOTES
CO-ORDINATE the clean-up.	<i>... announce that you need everyone to gather around after the clean up for the look back meeting.</i>
ANNOUNCE safety coordinator to kick off the look back.	